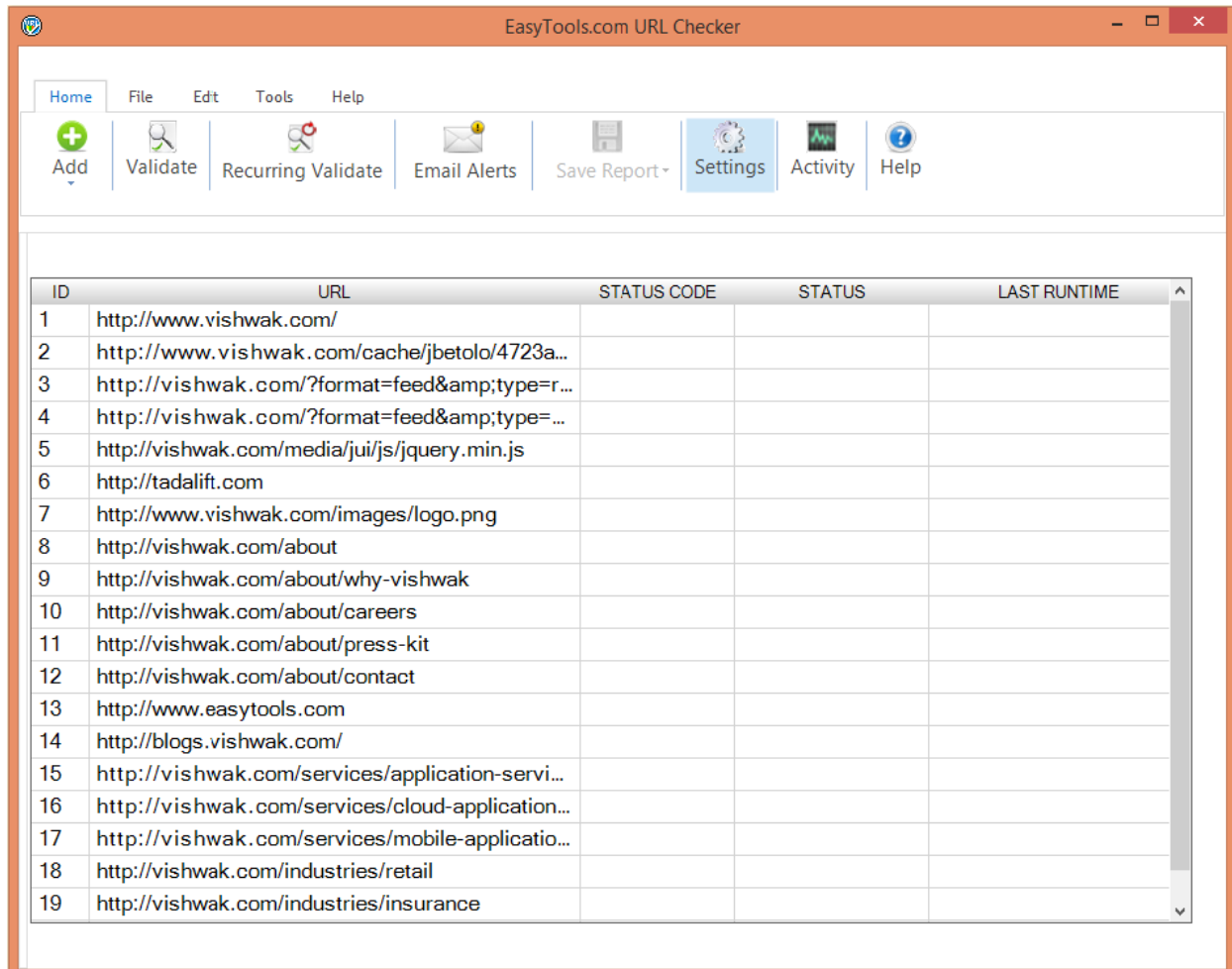


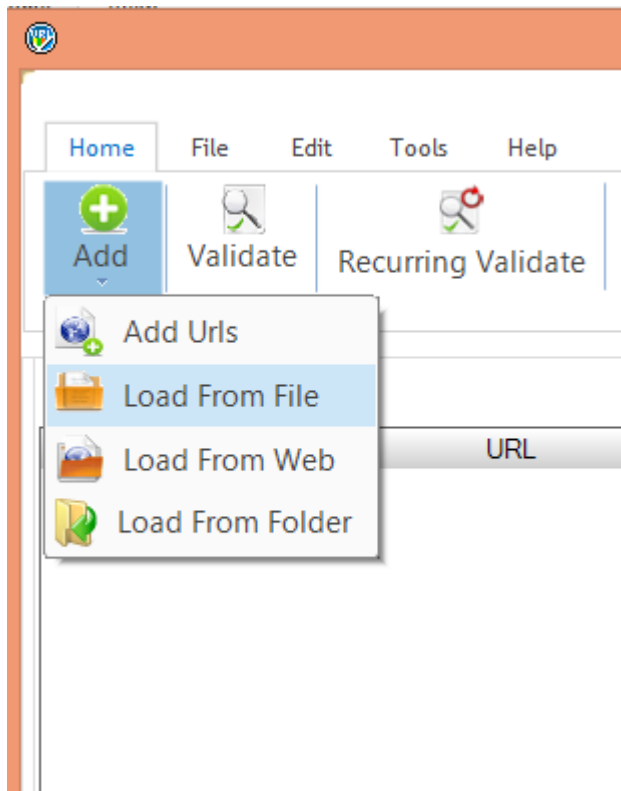
How to Use 'Easytools.com URL Checker 4.0'

'Easytools.com URL Checker' is a URL validation tool from Easytool.com.

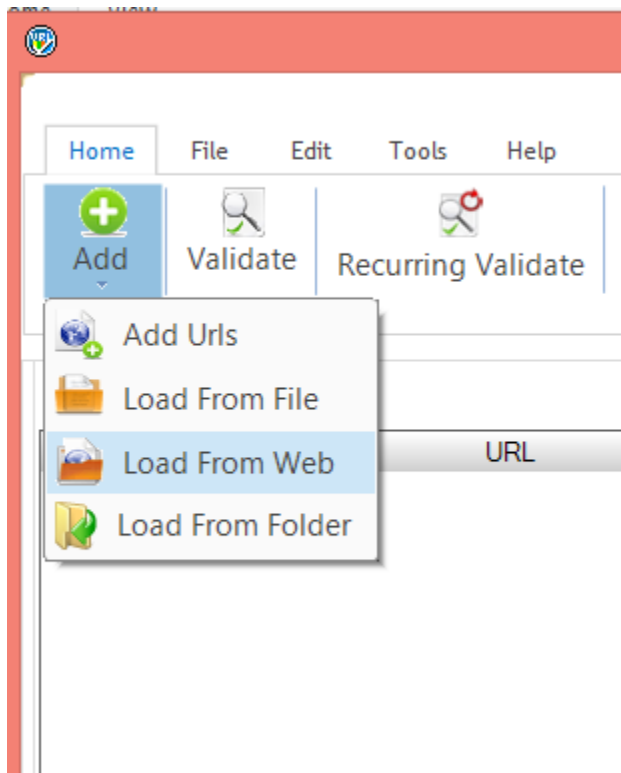
Main Screen

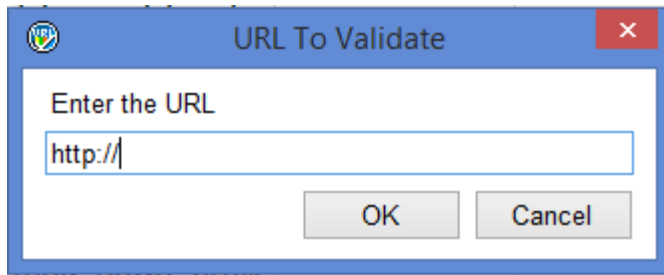


Step 1a: Load URL (Batch of URLs) from XML/HTML/Text file to be validated. Go to your installation folder HelpHTML\sample.xml to view the valid sample xml format.

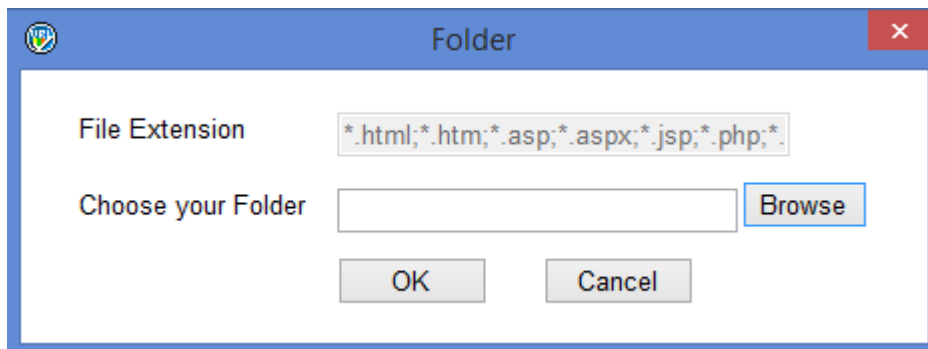
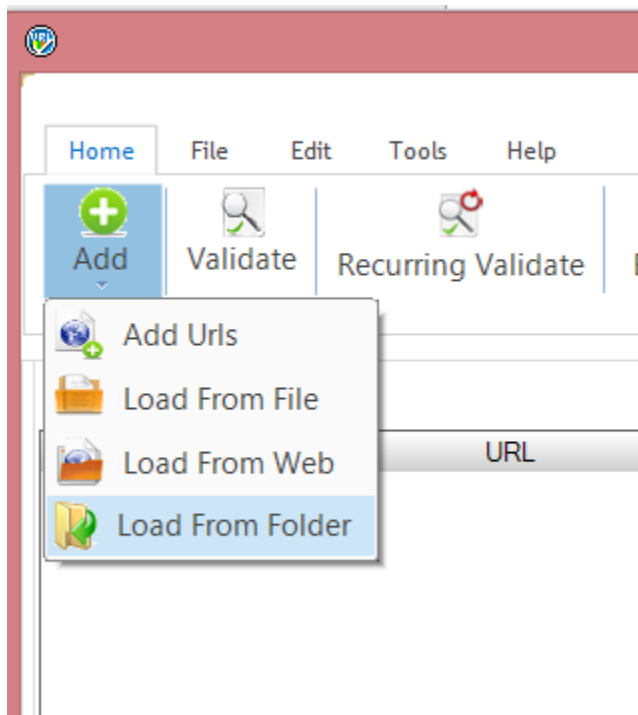


Step 1b: Open Form URL – Load URL for validating its HREF & SRC





Step 1c: Open From Folder – You can validate URLs from files in a selected folder.



Step 2a: Start validation -Validate option will validate all the URLs in the list for one time.

ID	URL	STATUS CODE	STATUS	LAST RUNTIME
1	http://www.vishwak.com/			
2	http://www.vishwak.com/cache/jbetolo/4723a...			
3	http://vishwak.com/?format=feed&type=r...			
4	http://vishwak.com/?format=feed&type=...			
5	http://vishwak.com/media/jui/js/jquery.min.js			
6	http://tadalift.com			
7	http://www.vishwak.com/images/logo.png			
8	http://vishwak.com/about			
9	http://vishwak.com/about/why-vishwak			
10	http://vishwak.com/about/careers			

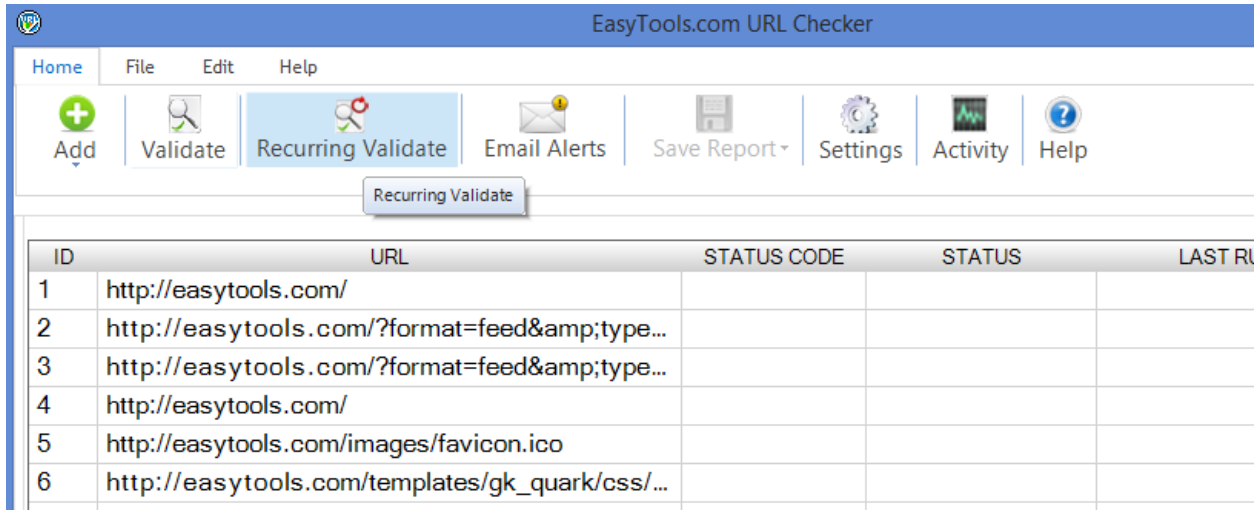
Validation Result:

Results

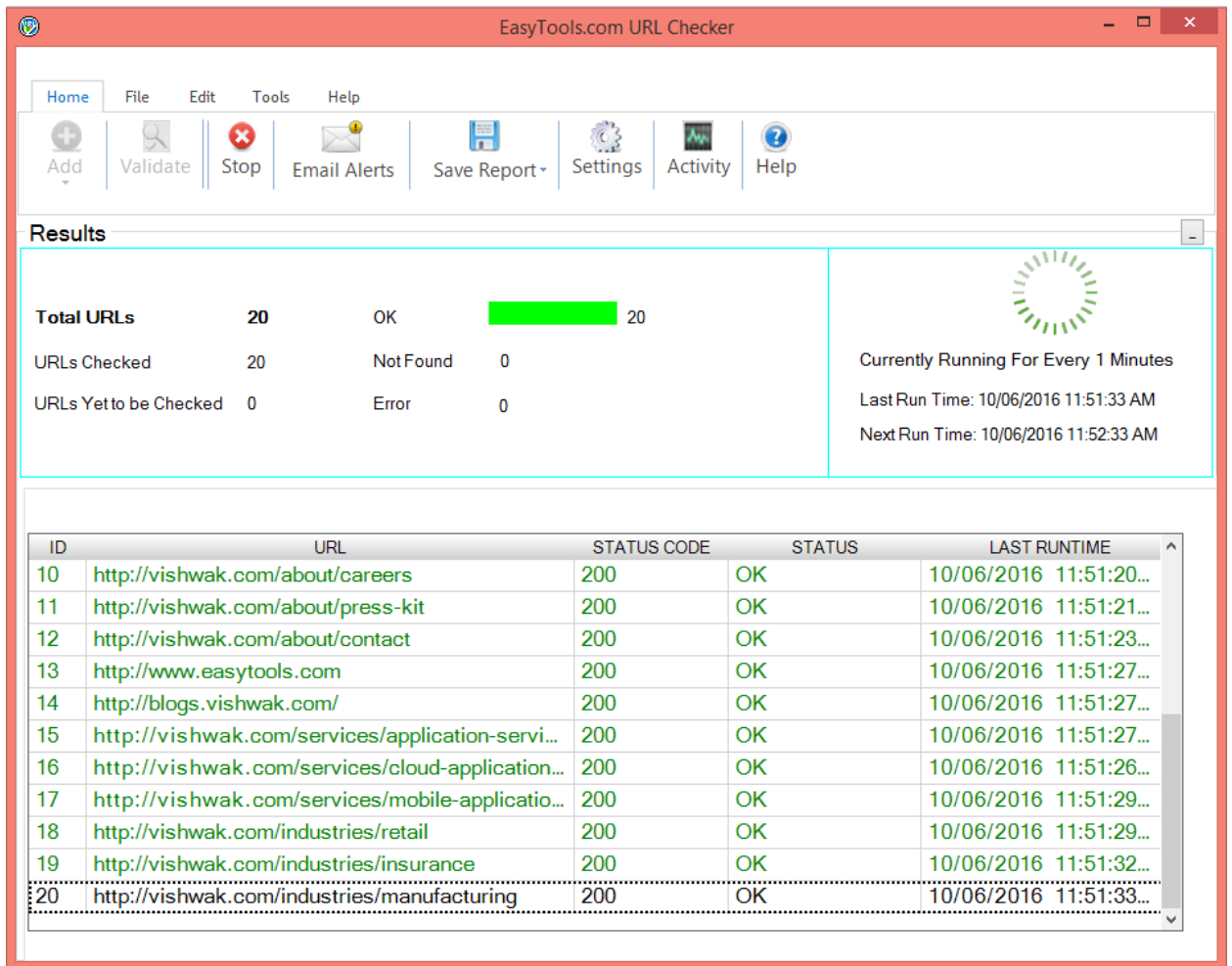
Total URLs	20	OK	17
URLs Checked	20	Not Found	0
URLs Yet to be Checked	0	Error	3

ID	URL	STATUS CODE	STATUS	LAST RUNTIME
7	http://www.vishwak.com/images/logo.png	200	OK	10/06/2016 11:42:04...
8	http://vishwak.com/about	200	OK	10/06/2016 11:42:04...
9	http://vishwak.com/about/why-vishwak	200	OK	10/06/2016 11:42:05...
10	http://vishwak.com/about/careers	200	OK	10/06/2016 11:42:09...
11	http://vishwak.com/about/press-kit	200	OK	10/06/2016 11:42:07...
12	http://vishwak.com/about/contact	200	OK	10/06/2016 11:42:10...
13	http://www.easytools.com	200	OK	10/06/2016 11:42:07...
14	http://blogs.vishwak.com/	200	OK	10/06/2016 11:42:07...
15	http://vishwak.com/services/application-servi...	200	OK	10/06/2016 11:42:11...
16	http://vishwak.com/services/cloud-application...	200	OK	10/06/2016 11:42:13...
17	http://vishwak.com/services/mobile-applicatio...	Error	The operation h...	10/06/2016 11:42:15...
18	http://vishwak.com/industries/retail	200	OK	10/06/2016 11:42:15...

Step 2b: Recurring Validate - This option used to validate the URLs repeatedly. Based on the time interval you set in ‘Settings- General Tab’. It will run the process.



Result of Recurring Validation:



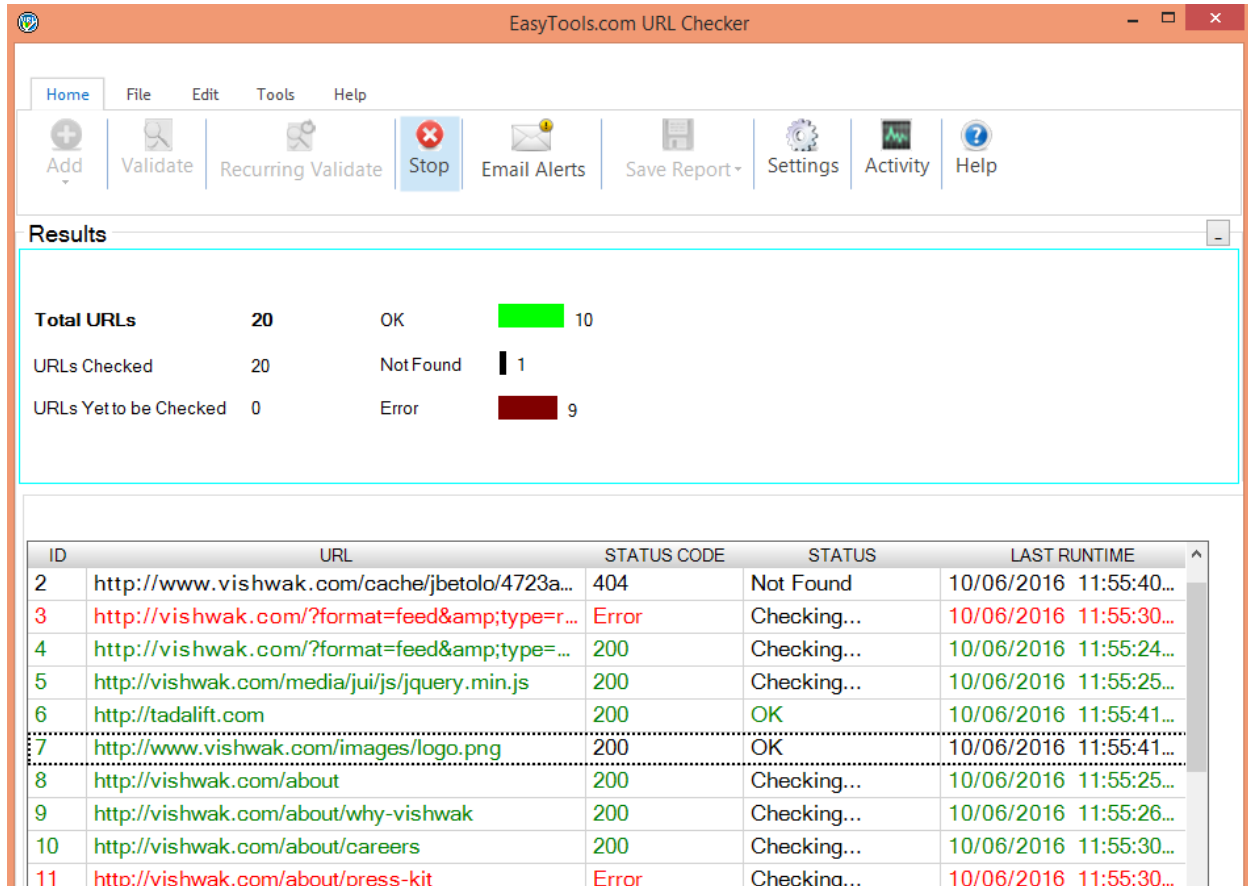
Color Indication:

Green – OK (Success); Status Code: 200

Black- Not Found; Status Code: 404

Red- Error; Any Error Related Status code

Cancel the Process: Once the validation process begins you can now cancel the job. Useful in conditions where you have loaded thousands of URLs and wish to stop in between.



The screenshot shows the EasyTools.com URL Checker interface. The top menu includes Home, File, Edit, Tools, and Help. Below the menu are buttons for Add, Validate, Recurring Validate, Stop, Email Alerts, Save Report, Settings, Activity, and Help. The 'Results' section displays a summary of the validation process:

Total URLs	20	OK	10
URLs Checked	20	Not Found	1
URLs Yet to be Checked	0	Error	9

Below the summary is a table with the following columns: ID, URL, STATUS CODE, STATUS, and LAST RUNTIME.

ID	URL	STATUS CODE	STATUS	LAST RUNTIME
2	http://www.vishwak.com/cache/jbetolo/4723a...	404	Not Found	10/06/2016 11:55:40...
3	http://vishwak.com/?format=feed&type=r...	Error	Checking...	10/06/2016 11:55:30...
4	http://vishwak.com/?format=feed&type=...	200	Checking...	10/06/2016 11:55:24...
5	http://vishwak.com/media/jui/js/jquery.min.js	200	Checking...	10/06/2016 11:55:25...
6	http://tadalift.com	200	OK	10/06/2016 11:55:41...
7	http://www.vishwak.com/images/logo.png	200	OK	10/06/2016 11:55:41...
8	http://vishwak.com/about	200	Checking...	10/06/2016 11:55:25...
9	http://vishwak.com/about/why-vishwak	200	Checking...	10/06/2016 11:55:26...
10	http://vishwak.com/about/careers	200	Checking...	10/06/2016 11:55:30...
11	http://vishwak.com/about/press-kit	Error	Checking...	10/06/2016 11:55:30...

Step 3: Save Reports in TEXT, XML, HTML and PDF formats